
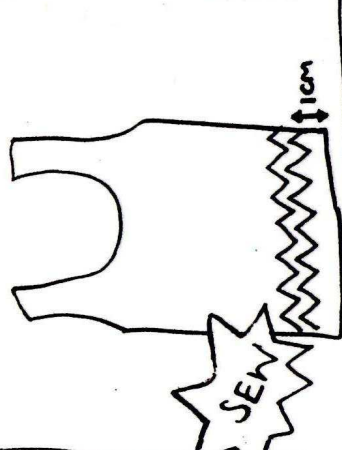


TAKE AN OLD T-SHIRT

AND MAKE IT INTO A BAG



Turn your T-shirt inside out and pin along the bottom




Sew 2 rows of zig-zag stitch along the bottom edge (approx. 1cm from edge)

Remove sleeves and deepen the neckline

scrap fabrics
ribbons
+ buttons
+ beads...
embellish?

Turn the right way round and personalise



USE


WORTH

follow US @TRAID

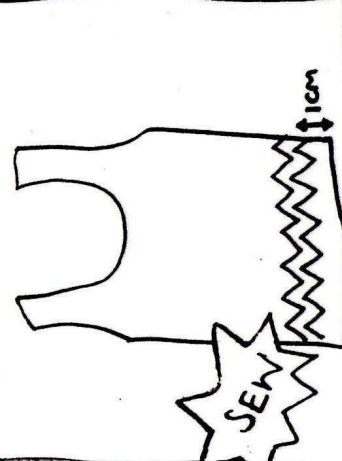


TAKE AN OLD T-SHIRT

AND MAKE IT INTO A BAG



Turn your T-shirt inside out and pin along the bottom




Sew 2 rows of zig-zag stitch along the bottom edge (approx. 1cm from edge)

Remove sleeves and deepen the neckline

scrap fabrics
ribbons
+ buttons
+ beads...
embellish?

Turn the right way round and personalise



USE

WORTH

follow US @TRAID

